



# Abington Township Police Department Automated Red Light Camera Program



# Why Red Light Cameras in Abington?



- Placed at intersections where:
  - Crashes were the highest
  - High number of red light violations
  - PD unable to conduct traditional enforcement
  - Technology allows us to conduct more efficient/safer enforcement

# Abington Township Red Light Camera History



- Started with meetings with PennDOT and Sensys Gatso in 2013
- Education started in the Spring of 2014
  - Message Boards, warning signs
  - Social Media, Press, Meeting with community groups
- Warning Period started August 1, 2014
- Cameras went live October 1, 2014


# Program costs from the beginning



- Abington Police Department's Personnel Costs for Implementation of Program and Administration Costs
  - Period Between **2013 to July 2014 (Leading up to the cameras)**
  - Meetings with PennDOT and Sensys Gatso
  - Total Due to Abington Township is \$38,173.61 (Hours TSU spent attending meetings)
  - Paid by the end of 2014 with camera fines
- **2014-** GATSO Reimbursed our Highway and Engineering Departments for Installation of Cameras, Poles, Signage, Maintenance and Right of Ways
  - September \$52,000.00 and November \$22,000.00
  - Approximately \$75,000 Paid to Abington Township



# Cost of the program 2013-2025



- Total Reimbursed Administrative and Overhead costs since 2013:  
**\$739,149**
- Total Un-Reimbursed Administrative and Overhead costs since 2013:  
**\$0.00**
- All Abington Township Expenses have been paid through August 2025.

**\*No unexpected costs have occurred as a result of the Red Light Camera Program.**

# Contract History



- First Contract 1 year 2014-2015
  - Sunset Clause after 1 year, cameras could be removed.
- Two Year Contract 2015-2017
- Three Year Contract 2017-2020
- Five Year Contract 2020-2025

# Staffing



The program staffing consists of 1 professional staff member and three (3) officers.

- Rachel Conroy (professional staff)
  - Conducts the initial review, logs all viewed violations and sends reports to Officers
  - Schedules hearings, public questions, assist with record keeping
- Officer Posey (Traffic Safety Unit)
  - Oversees Red Light Program, completes all required reports, keeps stats, conducts reviews, attends hearings
- Officer Freed and Coughlin (Traffic Safety Unit)
  - Conduct reviews of red light violations, attends hearings


# Documentation



- Cody reports to keep track of time, report every month
- Expense report done first 10 days of the next month and sent to finance for payment
- Most reviews, reports, stats, etc. are done on overtime, does not affect traffic safety's regular function
- Fixed hours for finance, highway, staff
- All time spent on the red light cameras are reimbursable
- All red light camera expenses are paid by fines




# Annual Average Daily Traffic



Roadway	AADT
• Old York Rd	27,955 vehicles
• Old Welsh Rd	11,739 vehicles
• Moreland Rd	21,362 vehicles
• Fitzwatertown Rd	12,430 vehicles
• Susquehanna Rd	13,234 vehicles

\* Source Delaware Valley River Planning Commission 2017/19

# Review Process



- Rachel reviews violations for a day and sends the TSU a report
- One of the TSU Officers reviews the day and sends a report back
- Rachel and Officer log any changes on spreadsheet
- Rachel sends an end of the month report for PennDOT reports and APD reports
- Violations are viewed from a website, each violation takes a minute or so to review & officer approves or rejects the violation
- Sensys Gatso sends out all notices to vehicle owners
- Average 855 violations/month over last 12 months

# Fines




- Red Light Camera fines are \$100
  - Violations are civil not criminal
  - No points
  - Not reported to insurance
- Payment options:
  - online
  - check or money order drop-off at APD
  - mailed to Sensys Gatso
- Twice a month, Sensys Gatso “sweeps” fines to an account set up by Abington Township Finance Department
- Abington Township is paid first for expenses to run the program
- Sensys Gatso is then paid their monthly fee

# Education



- Signs are required by PennDOT at intersections
- We placed sign boards at different locations throughout the Township
- Used TV & social media to remind drivers of locations
- [Facebook Chat](#): 10/19/17
- Placed posters and trifolds at library, hospitals, local courts, WGPM, food stores, college campuses and local business
- Met with local civic groups-important to explain the cameras are about safety not money. Continue meeting w/ groups
- Ongoing use of social media to educate citizens about the cameras and their locations

# Technology



- Police Departments are using technology more
- Montgomery Twp, Warrington Twp and Bensalem Twp all recently started red light camera programs with Sensys Gatso
- City of Philadelphia continues to expand their red light camera program, now use speed cameras on Roosevelt Blvd and will soon use them in approved school zones
- Cameras on school buses are being utilized in over 70 school districts in PA including Abington Twp.
- Rep Ed Neilson (Phila) plans on introducing legislation this summer to allow all municipalities in PA to have access to red light cameras.
- **This technology is here to stay!**



# Crash Stats Before and after the Cameras



	<b>Pre-Cameras</b> (August 2007-July 2014)	<b>Cameras</b> (August 2014- July 2021)	<b>Difference</b>
Total Crashes	262*	189*	<b>-28%</b>
Angle Crashes	86	65	<b>-25%</b>
Rear End Crashes	134	104	<b>-22%</b>
Injury Crashes	59	39	<b>-34%</b>

**\*(Crashes at all 3 red light camera intersections 7 years before and after the cameras)**

**Crashes continue to decrease at the red light camera intersections, down 13% over the last 6 years.**

# Monthly Report



## ABINGTON TOWNSHIP POLICE DEPARTMENT TRAFFIC SAFETY UNIT

1166 Old York Road, Abington, PA 19001  
BUSINESS: 267-536-1076, FAX: 215-886-1455

### ARLE STATS December 2024



#### 1. Violations

October '24	November '24	December '24	YTD (Oct '14-Dec '24)
934	823	950	76,600

#### 2. Resident vs. Non-Resident

	Resident	Non-Resident
October '24	124 (13%)	810 (87%)
November '24	119 (14%)	704 (86%)
December '24	123 (13%)	827 (87%)
YTD (Oct '14 – Dec '24)	10,982 (14%)	65,618 (86%)

#### 3. Crash Total December '24

	2023	2024	YTD (Aug '22 – July '23)	YTD (Aug '23 – July '24)
Old York Rd/Susquehanna Rd	1	3	6	5
Old York Rd/ Old Welsh Rd	1	0	5	1
Fitzwatertown Rd/ Moreland Rd.	0	1	1	4
<b>Total Crashes</b>	<b>2</b>	<b>4</b>	<b>12</b>	<b>10</b>

#### 4. Average Violations/Day

October '24	November '24	December '24	YTD Average
30.13	27.43	30.65	20.79

# Monthly Report



## All Violation Statistics By Date

Sensys  
Gatso  
Group

Selection Criteria:

Violation Event Date From: 12/01/2024

Violation Event Date To: 12/31/2024

### Back Office Review:

Total Events:	3863	
New Events:	907	
In Review:	0	
Total Events in Queue:	907	23,48%
Accepted Events:	1133	
Invalid Events:	1774	
Total Events Processed:	2907	75,25%

### Law Enforcement Review:

New Violations:	0	
In Review:	0	
Violations in Queue:	0	0%
Accepted Violations:	950	
Rejected Violations:	183	
Total Violations Processed:	1133	100%
Total Violations:	1133	

### Citations:

Total Issued Citations:	950
-------------------------	-----

### Conversion Rate:

Total Issued Citations / Total Events Processed:	32,68 %
--	---------

# Moreland Rd/Fitzwatertown Rd



Date: 01/23/2023 Time: 18:59:12 Location: EB Moreland/Fitzwat SerialNr: 201602061091 GATSO

lane 4	lane 3	lane 2	lane 1	EventNr:	Lane:	Date:	Time:	Violation:	Speed:	Elapsed:
	● ● ●	● ● ●	● ● ●							

# Susquehanna Rd/Old York Rd





# Old Welsh Rd/Old York Rd

