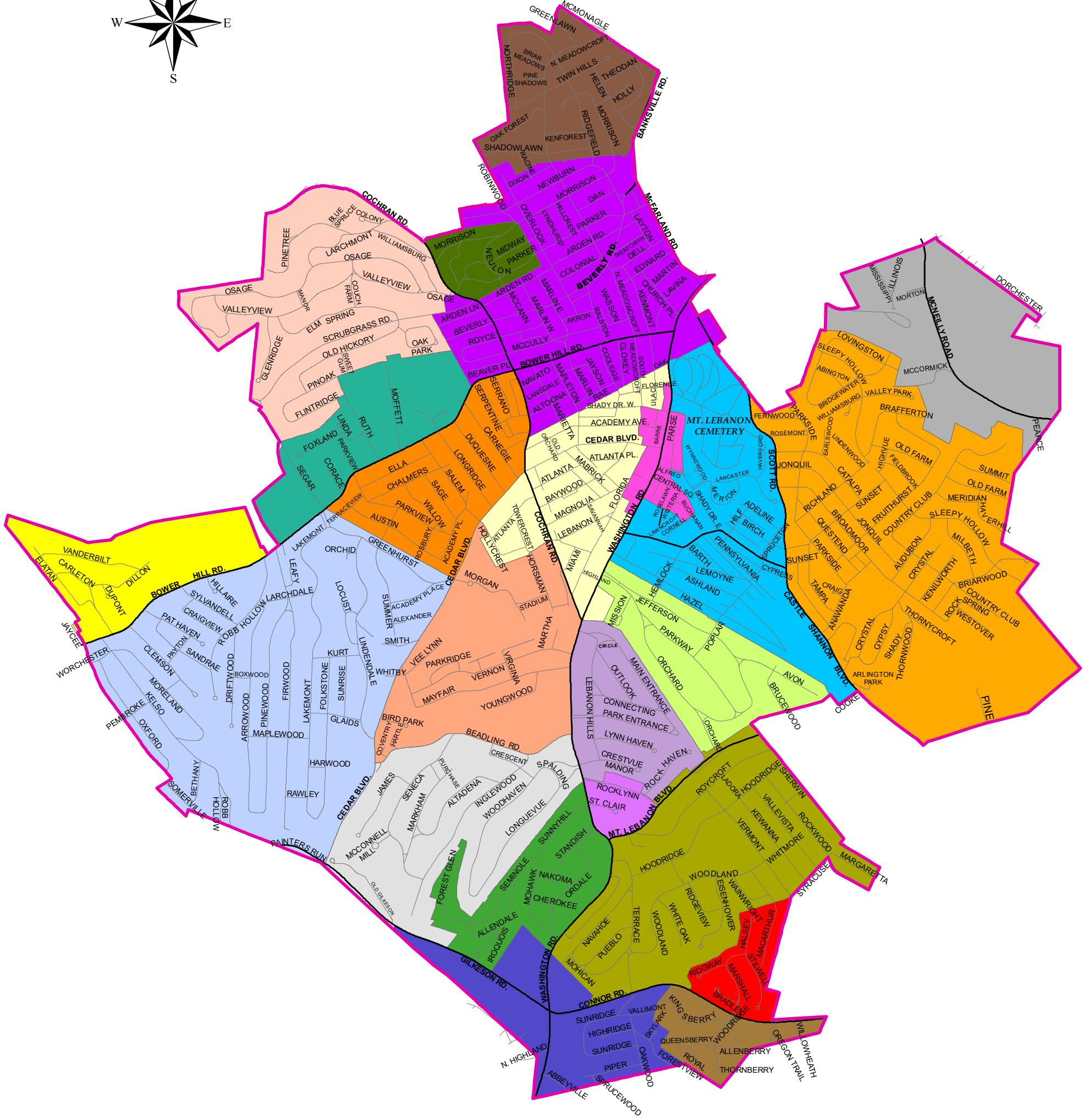




# MT. LEBANON, PENNSYLVANIA

## Neighborhoods



- |  |   |   |
|--|---|---|
|  Municipal Boundary |  HOODRIDGE           |  ST. CLAIR TERRACE     |
|  AVONDALE           |  HOODRIDGE HIGHLANDS |  SUNSET HILLS          |
|  BEVERLY HEIGHTS    |  LEBANON HILLS       |  TWIN HILLS            |
|  CARLETON MANOR     |  MCNEILLY            |  UPTOWN/CENTRAL SQUARE |
|  CEDARHURST         |  MISSION HILLS       |  VIRGINIA MANOR        |
|  CLEARVIEW          |  OLD VIRGINIA MANOR  |  WASHINGTON PARK       |
|  FOXLAND            |  PARKER GARDENS      |  WILLOW TERRACE        |
|  HIGHLAND TERRACE   |  SEMINOLE HILLS      |  WOODRIDGE             |